



**HIT 55 RS232
HIT 55 USB
GSM/GPRS modems**

Contents

1. Introduction
2. Block diagram
3. Connectors pin-out
4. Power supply ratings
5. RS232 interface description
6. USB interface description

Introduction:

HCP HIT is a new line of modems that enables data, fax or SMS applications.

Basically there are 2 different options. HIT modem can be with RS232 or USB interface connection based on Cinterion MC55 module.

So next options are available:

- HIT 55 RS232 is triple band modem based on Cinterion MC55 with RS232 interface and integrated TCP/IP stack available via AT commands
- HIT 55 USB is triple band modem based on Cinterion MC55 with USB interface and integrated TCP/IP stack available via AT commands

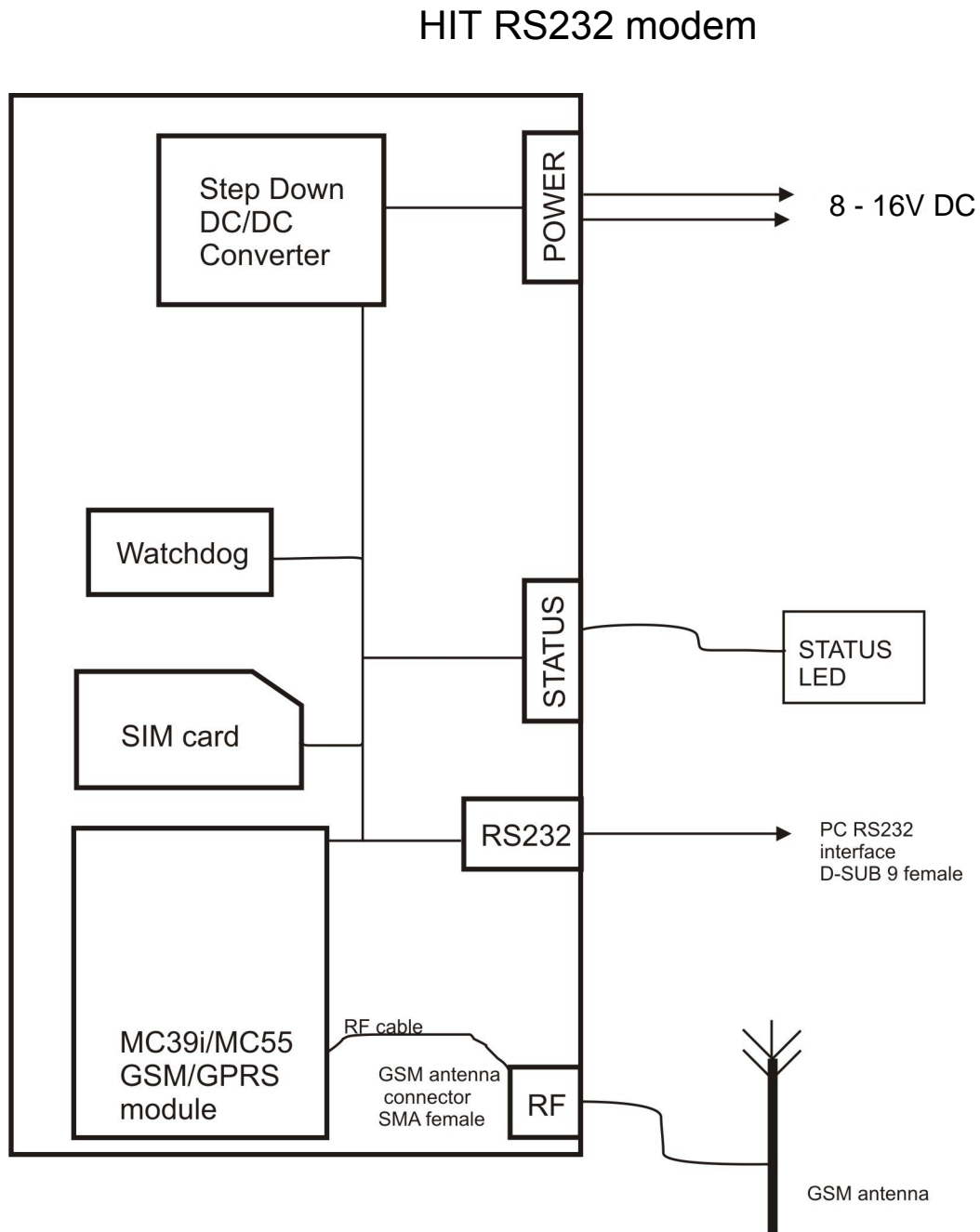
All types have push-push slot for SIM card, external SMA connector for GSM antenna and internal hardware watchdog circuit that keeps the modem turned on.

All these features packed in a robust metal housing makes HIT ideal solution for industrial as well as home appliances.

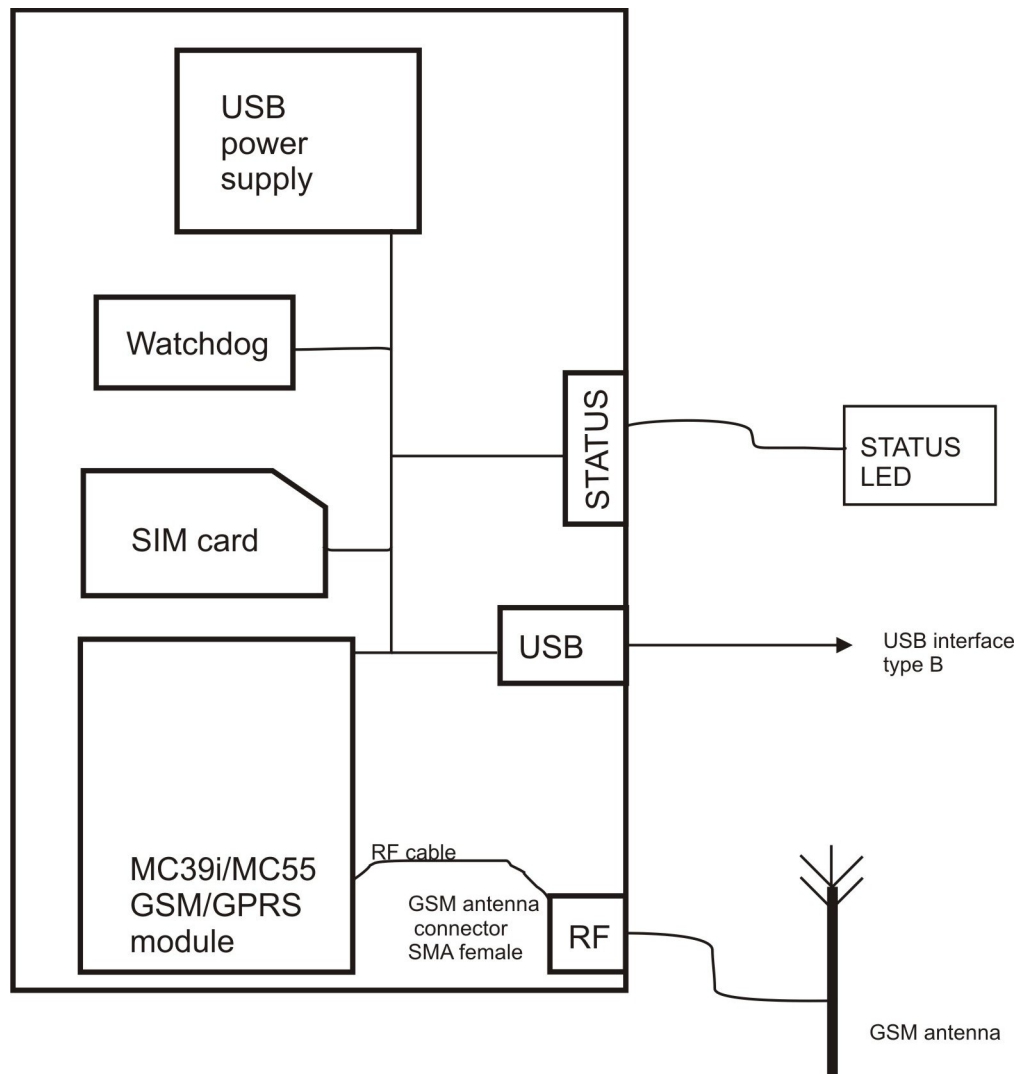
General features:

- Supply voltage range: 8-16V (RS232 version)
- Robust industrial housing
- Dimensions: 78 x 54 x 26mm
- Weight approx. 170gr
- Ambient temperature range: -20 to +60 °C

2. Block diagram



HIT USB modem



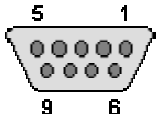

3. Connectors pin-out

HIT RS232 front and back panel connectors:

- 1. SMA antenna connector for GSM
- 2. SIM card push-push connector
- 3. status LED diode
- 4. RS232 connector
- 5. power supply connector

HIT USB front and back panel connectors:

- 1. SMA antenna connector for GSM
- 2. SIM card push-push connector
- 3. status LED diode
- 4. USB connector

 <p>RS232 interface</p>	<ul style="list-style-type: none">1. DCD(output)2. RXD (output)3. TXD (input)4. DTR (input)5. GND6. DSR(output)7. RTS(input)8. CTS(output)9. RING(output)
	<ul style="list-style-type: none">1. VCC2. DATA +3. DATA -4. GND

4. Power supply ratings

HIT modems with RS232 interface require external power supply and HIT modems with USB interface are supplied through USB and do not require external power supply.

HIT 55 RS232

Parameter	Description	Min	Typ	Max	Unit
Vpower	Supply voltage	+7	+12	+18	V
Ipower	Supply current average			400mA	mA
Ipower	Supply current peak			1200mA	mA
Ptot	Supply power			3.2	W

HIT 55 USB

Parameter	Description	Min	Typ	Max	Unit
Vpower	Supply voltage	+4.75	+5	+5.25	V
Ipower	Supply current			500mA	mA
Ipower	Supply current peak			500mA	mA
Ptot	Supply power			2.5	W

5. RS232 interface characteristic

Parameter	Description	Conditions	Min	Typ	Max	Unit
V _{OUT}	Transmitter Output Voltage for /RXD, /CTS	@ 5kOhm load	±5	±5.4		V
R _{OUT}	Transmitter Output Resistance /RXD, /CTS		300	50k		Ohm
V _{IN}	Input voltage range /TXD, /RTS, /DTR		-25		25	V
R _{IN}	Input resistance of /TXD, /RTS, /DTR		3	5	7	kOhm
V _{RIHYS}	Input Hysteresis			0.5		V
V _{ilow}	Input Threshold Low		0.6	1.1		V
V _{Ihigh}	Input Threshold High			1.5	2.4	V
Baudrate		Autobauding	4800		230400	bps
		Fixed bit rate	300		230400	bps

6. USB interface description

For applications where RS232 connection is not available, USB modem version can be used.

USB modem is used in a similar manner as it is connected to the standard RS232 COM port because USB modem is installed as USB to serial converter.

Baud rates available apply as for RS232 interface

Autobauding	4800	230400 bps
Fixed bit rate	300	230400 bps